

STEP BY STEP MENTOR PAPERWORK INSTRUCTIONS

Doctors Form

- Insert name and sign (*circled in red*)

Police Vetting Form

- Fill out page 2
- Insert full name and sign and date page 3
- Photocopy two forms of ID (*refer page 2 of Police Vet Form User Guide attached*)

Mentor Declaration


- Fill out page 1
- Fill out the details of your referees only on page 2
- Don't sign page 2 yet! (*circled in red*)

Visit Justice of the Peace


- Take the Mentor Declaration, ID photocopies and ID originals to a Justice of the Peace (JP)
- The JP will witness as you sign page 2 of the Mentor Declaration
- The JP will sight your 2 IDs and sign the photocopies

Return Completed Paperwork

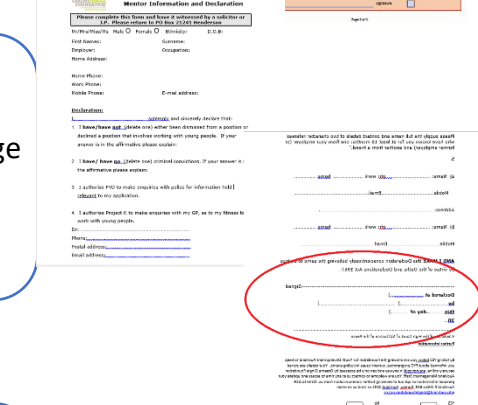
- Scan the Mentor Declaration, Police Vetting Form and the 2 copies of your IDs to info@dinglefoundation.org.nz (*Please bring the originals to Mentor Training*)
- **OR** contact info@dinglefoundation.org.nz for postal address for your region



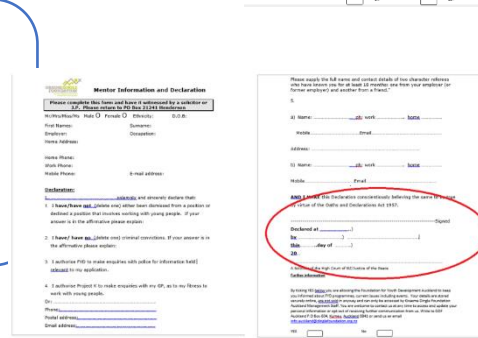
Doctors Form with a red circle around the signature area.




Police Vetting Form with a red circle around the signature area.



Mentor Declaration Form with a red circle around the signature area on page 2.



Mentor Declaration Form with a red circle around the signature area on page 2.



Mentor Declaration Form with a red circle around the signature area on page 2.